


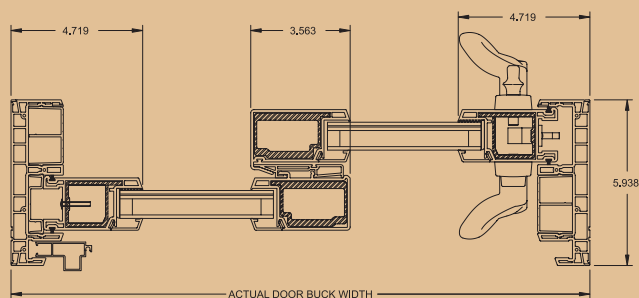
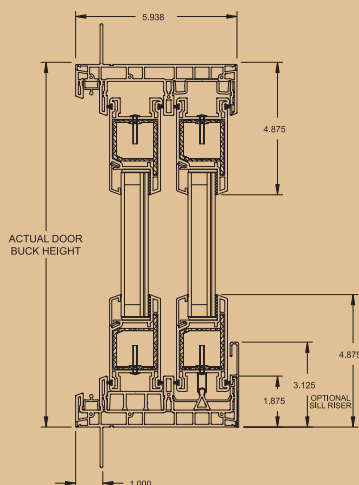
VINYL FRAMES

SLIDING GLASS DOORS – SERIES SGD530

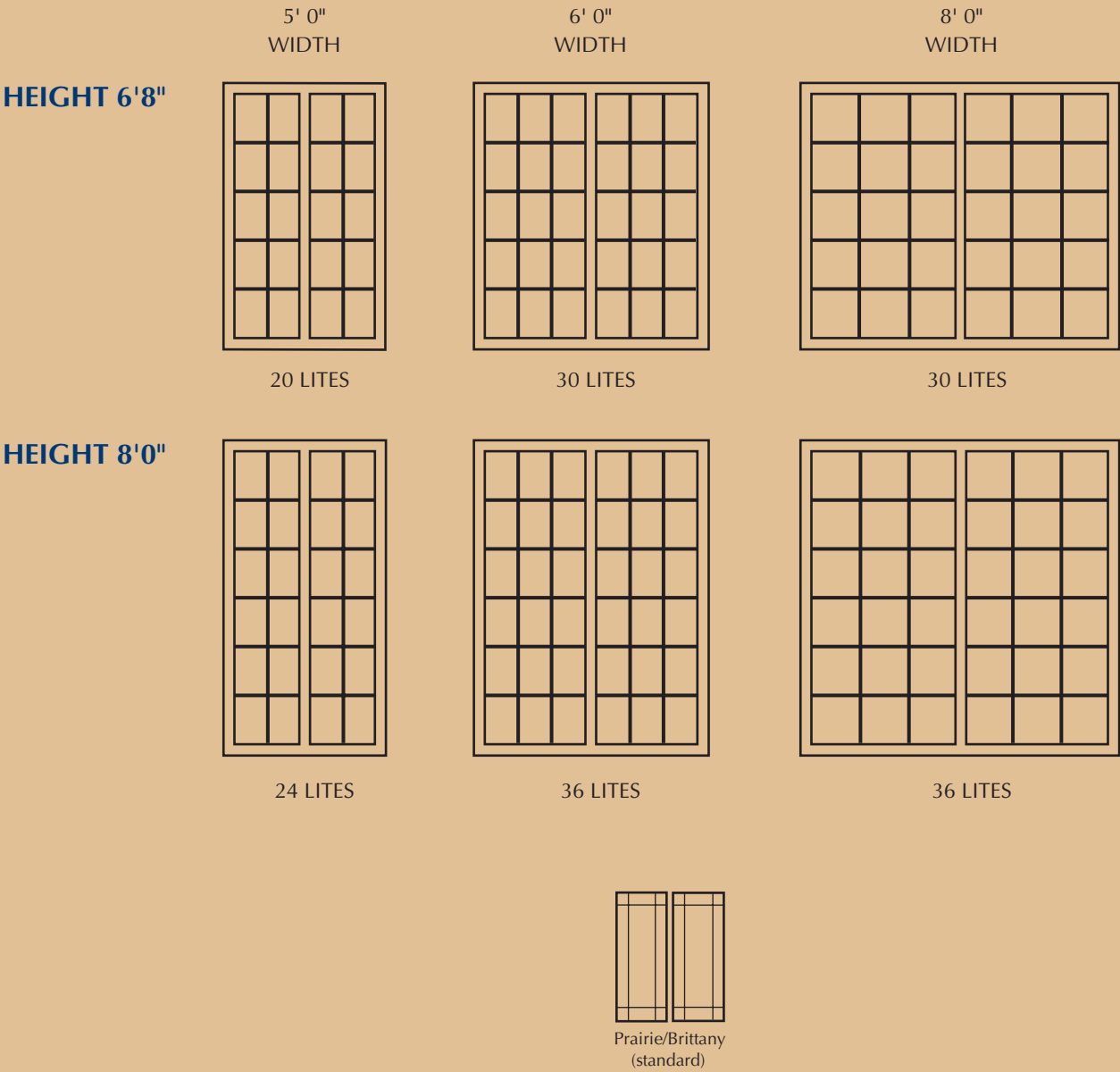


- 5¹⁵/₁₆" frame depth
- Frame Options:
Integral nail fin
Equal leg
- Aluminum reinforced vinyl panels
- Panel corners are welded mitered joints
- Locking hardware is deluxe mortise type with key lock
- Adjustable, stainless steel ball bearing tandem roller system for smoother operation
- Fully weatherstripped, deep integral panel interlocks and door frame provide a tighter seal against wind and water
- XO or OX configurations

NOTE: WinGuard® brand refers only to those products that are glazed with PGT® laminated glass.



SIZE CHART & STANDARD COLONIAL CONFIGURATIONS



DESIGN PRESSURE GUIDE

STYLE	TESTED PRESSURE	WATER-TESTED PRESSURE	TESTED SIZE	TYPE OF TEST	RATING
Sliding Glass Door (XO, OX)	+60/-70 psf	Standard Sill 6 psf High Rise Sill 9 psf	95 1/2" x 95 1/2"	AAMA/NWWDA 101/I.S.2-97 and ASTM E1886/E1996	SGD-C60