

















SIZE CHART & STANDARD COLONIAL CONFIGURATIONS

| | X | | | XX | | | |
|-------------------------|--------------------------------|--------------------------------|--------------------------------|--------------------------------|--------------------------------|--------------------------------|--------------------------------|
| DOOR WIDTH | 31 | 33 | 37 | 47 ³ / ₄ | 59 ³ / ₄ | 63 ³ / ₄ | 71 ³ / ₄ |
| MASONRY OPENING NO BUCK | 31 ¹ / ₄ | 33 ¹ / ₄ | 37 ¹ / ₄ | 48 | 60 | 64 | 72 |
| MASONRY OPENING 1X BUCK | 32 ³ / ₄ | 34 ³ / ₄ | 38 ³ / ₄ | 49 ¹ / ₂ | 61 ¹ / ₂ | 65 ¹ / ₂ | 73 ¹ / ₂ |
| MASONRY OPENING 2X BUCK | 34 ¹ / ₄ | 36 ¹ / ₄ | 40 ¹ / ₄ | 51 | 63 | 67 | 75 |

| DOOR HEIGHT | MASONRY OPENING NO BUCK | MASONRY OPENING 1X BUCK | MASONRY OPENING 2X BUCK | X | | | XX | | | |
|--------------------------------|-------------------------|--------------------------------|--------------------------------|---|---|---|---|--|---|---|
| 79 ³ / ₄ | 80 | 80 ³ / ₄ | 81 ¹ / ₂ |  |  |  |  |  |  |  |
| | | | | 2668 | 2868 | 3068 | 4068 | 5068 | 5468 | 6068 |
| 95 ³ / ₄ | 96 | 96 ³ / ₄ | 97 ¹ / ₂ |  |  |  |  |  |  |  |
| | | | | 2680 | 2880 | 3080 | 4080 | 5080 | 5480 | 6080 |
| | | | | | | |  |  | | |
| | | | | | | | Brittany (standard) | Brittany (standard) | | |

*Note: Openings given assume a 1/8" shim space, maximum 1/4".

DESIGN PRESSURE GUIDE

| STYLE | TESTED PRESSURE | WATER-TESTED PRESSURE | TESTED SIZE | TYPE OF TEST |
|-------------------------------|-----------------|-----------------------|--|---|
| French Doors (X, XX, OXXO) | +/-75 psf | 11.25 psf | 145 ³ / ₈ " x 95 ³ / ₄ " (OXXO) | Miami-Dade Protocols TAS 201, 202, 203 |