







SIZE CHART & STANDARD COLONIAL CONFIGURATIONS

	X			XX			
DOOR WIDTH	31 ¹ / ₂	33 ¹ / ₂	37 ¹ / ₂	47 ³ / ₄	59 ³ / ₄	63 ³ / ₄	71 ³ / ₄
MASONRY OPENING NO BUCK	31 ³ / ₄	33 ³ / ₄	37 ³ / ₄	48	60	64	72
MASONRY OPENING 1X BUCK	33 ¹ / ₄	35 ¹ / ₄	39 ¹ / ₄	49 ¹ / ₂	61 ¹ / ₂	65 ¹ / ₂	73 ¹ / ₂
MASONRY OPENING 2X BUCK	34 ³ / ₄	36 ³ / ₄	40 ³ / ₄	51	63	67	75

DOOR HEIGHT	X				XX			
	MASONRY OPENING NO BUCK	MASONRY OPENING 1X BUCK	MASONRY OPENING 2X BUCK		MASONRY OPENING NO BUCK	MASONRY OPENING 1X BUCK	MASONRY OPENING 2X BUCK	
79 ³ / ₄	80	80 ³ / ₄	81 ¹ / ₂	 2668 2868 3068	 4068 5068 5468 6068			
95 ³ / ₄	96	96 ³ / ₄	97 ¹ / ₂	 2680 2880 3080	 4080 5080 5480 6080			
				 Brittany (standard)	 Brittany (standard)			

Note: Masonry openings given assume a 1/8" shim space, maximum is 1/4".

DESIGN PRESSURE GUIDE

STYLE	TESTED PRESSURE	WATER-TESTED PRESSURE	TESTED SIZE	TYPE OF TEST
French Doors (X, XX)	+/-75 psf	11.25 psf	71 ³ / ₄ " x 95 ³ / ₄ "	Miami-Dade Protocols TAS 201, 202, 203